



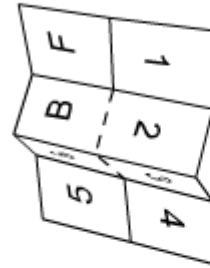
View Folding Instructions

# Folding Instructions

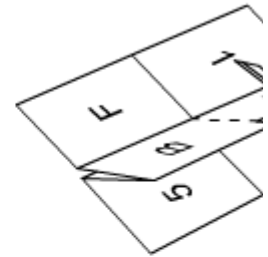
Note: All folds should be to the lines printed on the paper, and not to the actual edges of the page.



1. Start with front page at top left

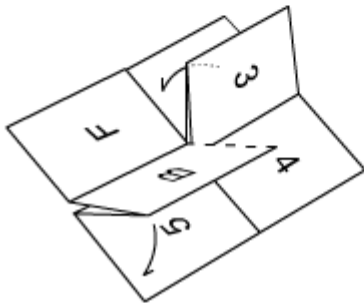


2. Fold in halves

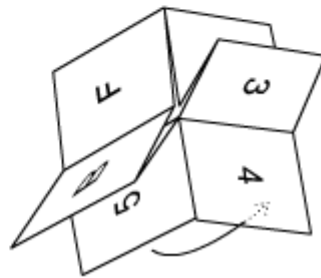


3. Cut at dotted line i

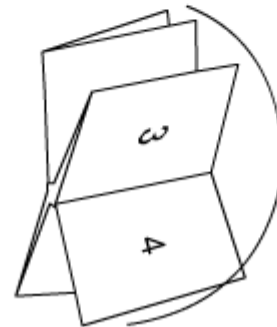
4. Fold to opposite ends.



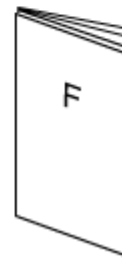
5. Fold in half vertically



6. Fold in half horizontally



done. enj



PocketMod (c) 2005 Patent Pending v.0.4 beta

### [Engram Pocket Cards \(tm\)](#)

Busy? Forgetting too much? Slow down with this simple solution [www.thinkinginink.com](http://www.thinkinginink.com)

### [Agendas for Busy Moms](#)

Color-coded portable agendas to organize busy women and t [www.MyWhoMi.com](http://www.MyWhoMi.com)

Ads by Goooooogle

Advertise .